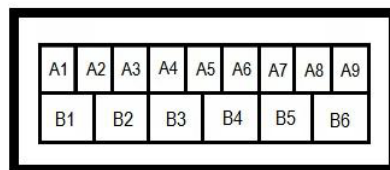


Configurable I/O Definition

No.	CBM I/O	Connector	Definition					
			Contract	Runna	P6L (206 SD)	P6L (206HB)	Runna LX	Soren
1	Input 1 - Low Side	11 - 40B	Reverse Gear Sw	Trunk Lid Actuator Sw	---	Rear Wiper Sw	Trunk Lid Actuator Sw	
2	Input 2 - Low Side	30 - 40B	Boot Lid Open Sw	Boot Lid Open Sw		Rear Wash Pump	Boot Lid Open Sw	Boot Lid Open Sw
3	Input 3 - Low Side	13 - 40B	Wiper Auto Stop Sw	---	---	Rear Wiper Auto Stop	---	---
4	Input 4 -Analoge	10 - 18W	Evaporator	Evaporator			Isolator Sw	Isolator Sw
1	Output 1 - Low side	33 - 40B	Trunk Lid Relay	Trunk Lid Relay		Rear Wiper Relay	Trunk Lid Relay	Trunk Lid Relay
2	Output 2 - Low side	16 - 40B	Immo LED	---	---	---	Isolator LED	---

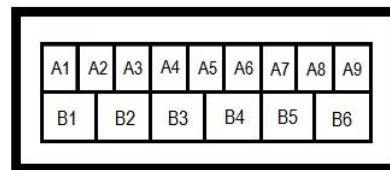
Note: Screen Heater Sw & Relay Driver aren't use in Soren.

SICMA1 15WAYS HEADER

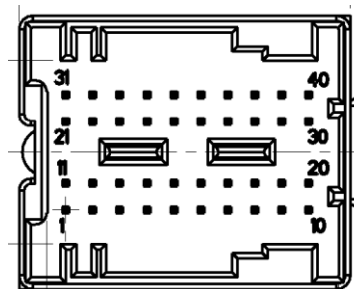


Connector 15 Pin
White (98315--0010)

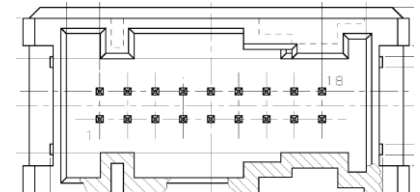
SICMA1 15WAYS HEADER



Connector 15 Pin
Black (98315-0001)



Connector 40 Pin
Black (0-953118-1)



Connector 18 Pin
White (2-185529-2)